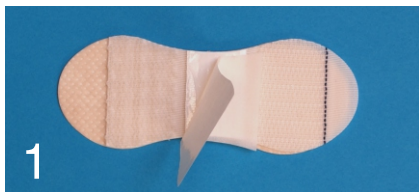


## Application

### Standard fixation size 2/3

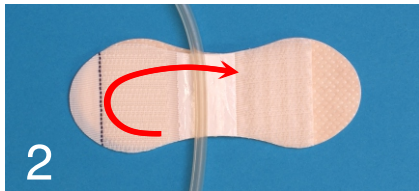
for the fixation of:

- PEG
- CAPD
- ZVK
- Suprapubic catheters
- Infusions / NFC
- Urin-catheter
- Redondrains
- Ports
- Wounddrains
- Probes for pressure monitoring
- and all other tubes and wires.



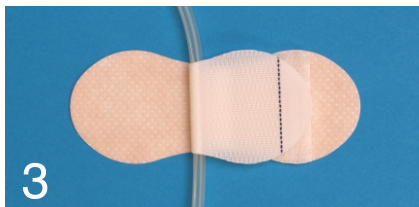
1

Prepare the skin clean and free of grease.  
Take the back side liner off and apply the fixation on a suitable place.



2

Take the paper of the flap and put the tube on the adhesive line.



3

Close the velcroflap with a little pressure.

Fixation can be opened and closed several times.

The tube can be taken out and fixed again for several times.

The fixation lasts even if it gets wett !

For heavy tubes use size 3+

### Standard fixation

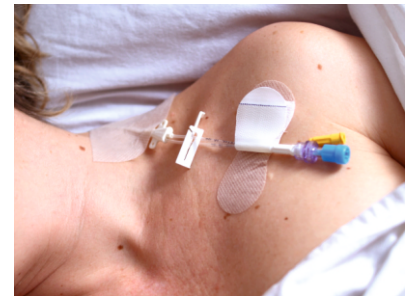
size 2  
ord.no.  
8500200



size 2+  
ord.no.  
8500201



size 3+  
ord.no.  
8500301



Depending on the application, it lasts up to 5 days,

Most parts of the SECUTAPE® system can be combined with each other, Secutape fixations are reliable and offer the best possible hold on the skin. They can be used for several days.