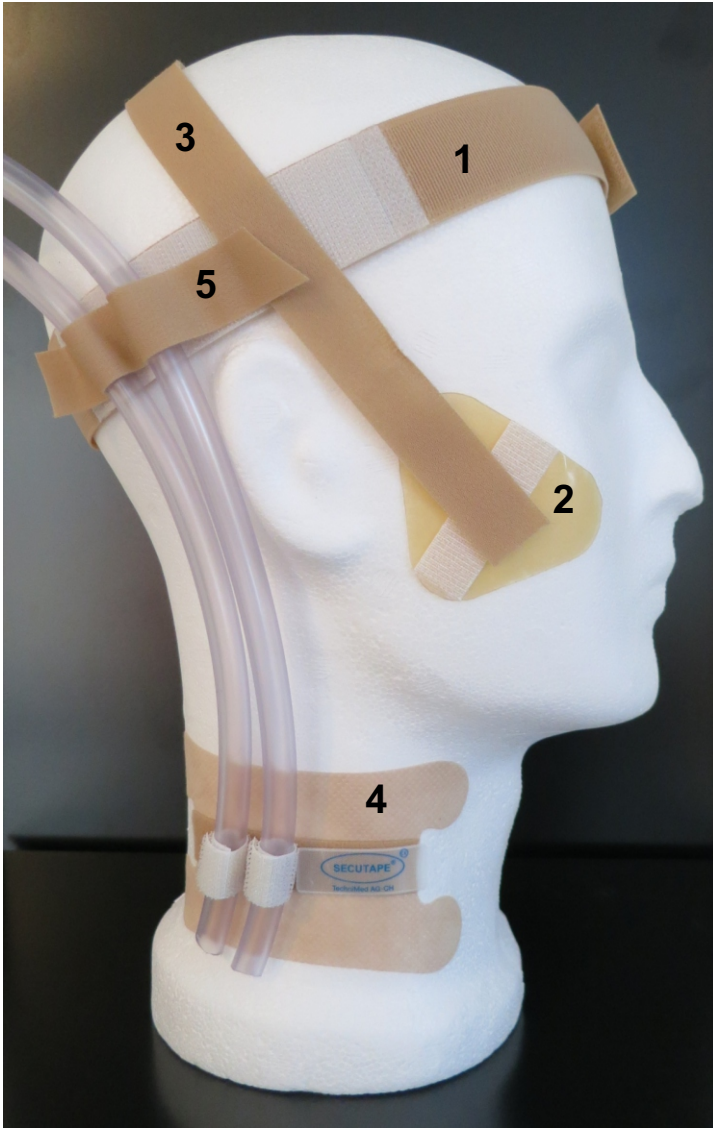




Fixing system

Application

Head holder - set: ECMO



Head holder-set:
ECMO

ord.no. 8501610



1. Lay the Velcroband around the head, the two hook areas above the ears. Close on the forehead.

2. Mount the two fixing pads.

3. The holding band lay over the head and fix it on the holders. *see picture* Cut it if its to long.

4. Fix the tubes with Unifix.

5. Hold the tubes with the small band on the holder.

Use the Krokofix for further strain relief.

You will find a video and pictures on our website. **Just follow the video..**

(It is in German but...)



TechniMed AG
SWITZERLAND
since 1986

Kirchstrasse 54
9400 Rorschach
info@technimed.ch

Switzerland
fon 0041/71 844 49 20
fax 0041/71 845 52 45

Germany
fon 0800 007 98 92
fax 0800 941 30 12

Austria
fon 01/440 79 79
fax 01/440 79 90


CE
Made in Germany
©TechniMed AG

www.secutape.ch

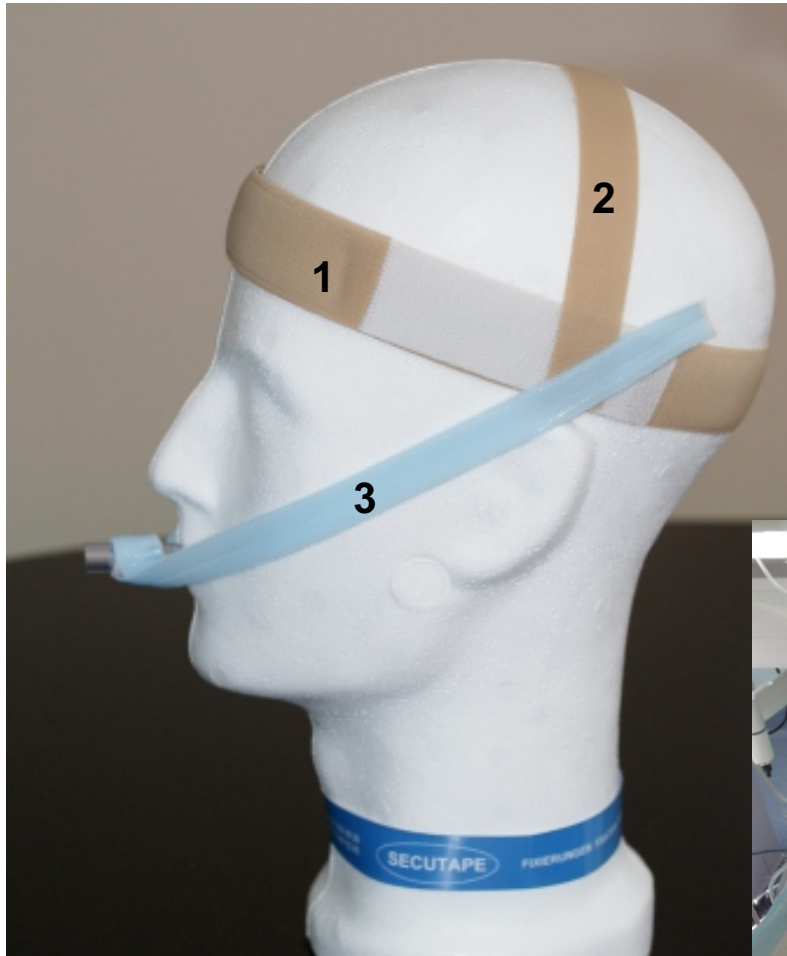


Application

Head holder-set for endotracheal tubes

 **Head holder-set:**
for endotracheal tubes

Art. Nr. 8501600



1. Lay the Velcroband around the head, the two hook areas above the ears. Close on the forehead.
2. The holding band lay over the head and fix it on the holders. Cut it if its to long.
3. Put the velcro strap around the tube where it's marked!
Turn the strap with the fleece side around the tube and hold both ends on the hook areas.

The velcro strap is available separately, art. nb. 8500850

The head holder is washable 95°



SECUTAPE fixations can usually remain on the patient for a few days and offer the best possible fixation under the conditions !!



TechniMed AG

SWITZERLAND since 1987
fon 0041 / 71 844 49 20

Kirchstrasse 54
CH-9400 Rorschach
fax 0041 / 71 845 52 45

Germany
fon 02941 / 79892
fax 02941 / 3012

Austria
fon 01/ 440 7979
fax 01/ 440 7990



Made in Germany
www.secutape.ch