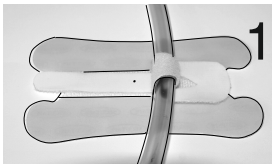


## Application

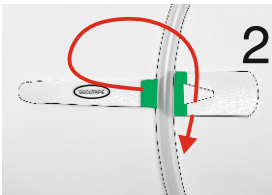


### Fixing System GECKO

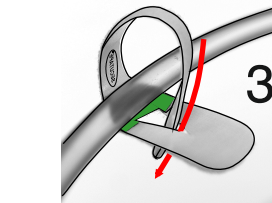
GECKO holds without any adhesive tubes and wires with the new patented NANOPLAST® antislip foil



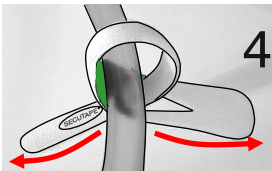
1 Prepare the skin dry and free of grease.



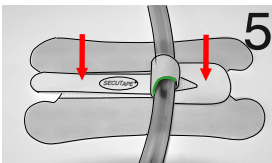
2 Remove the liner from the holder and stick the holder on the skin.



3 Push through.



4 Pull it with both hands.



5 Place the binder onto the holder. Do not cover the Velcro completely, (can be removed much easier)

The fixation will hold even if it gets wet.

**Hydrocolloid:** please dont clean the skin with petrol, use water and soap only.

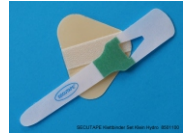
For very thin tubes/wires please use our UNIFIX 8501500

### Velcro-Binder

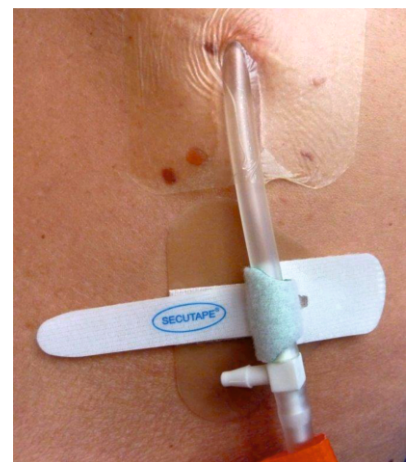
Velcro-Binder  
ord.no.  
8501000



Velcro-Binder  
Set smal  
ord.no.  
8501100



Velcro-Binder  
Set big  
ord.no.  
8501130



Depending on the application, it lasts up to 3 days, Hydroc. 5 days

Most parts of the SECUTAPE® system can be combined with each other, Secutape fixations are reliable and offer the best possible hold on the skin. They can be used for several days.